



51548-XXX X X-XXX

NO OF CKT

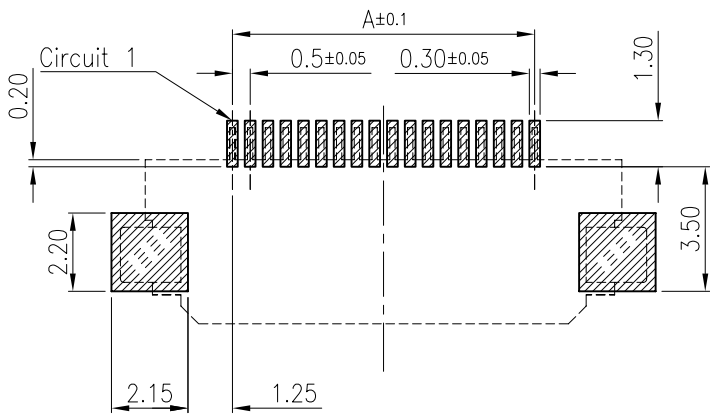
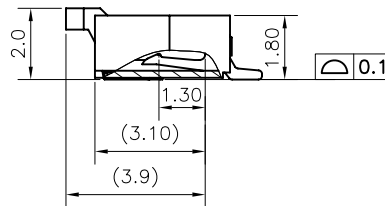
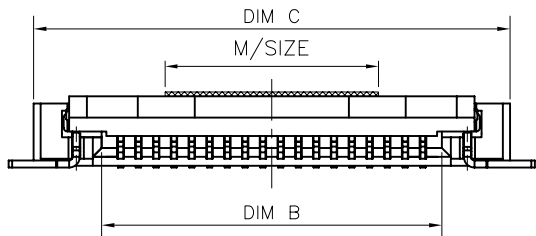
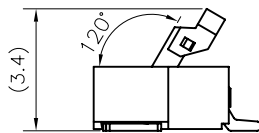
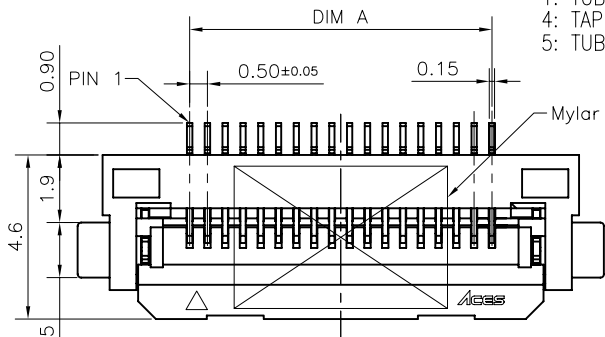
HOUSING MATERIAL & COLOR	ACTUATOR MATERIAL & COLOR	HALOGEN FREE
001 HF PLASTIC & NATURAL	HF PLASTIC & BLACK	HF

PACKING

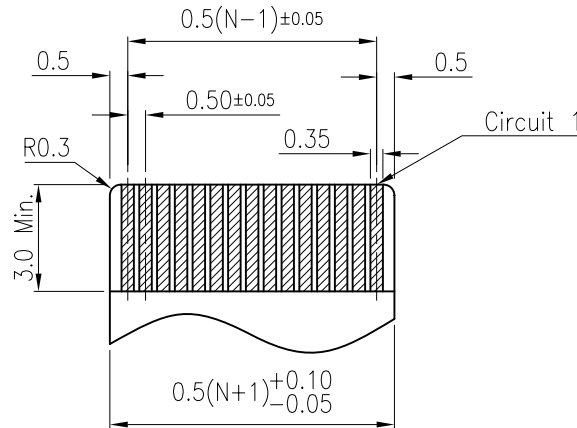
- 0: TAPE & REEL
- 1: TUBE
- 4: TAPE & REEL WITH MYLAR
- 5: TUBE WITH MYLAR

PLATING

- 1: GOLD FLASH
- N: MATT TIN
- T: 10U"MIN GOLD PLATED ON CONTACT AREA
- 1U"MIN GOLD PLATED ON SOLDER TAIL



RECOMMENDED PC BOARD PATTERN DIM.(REF.)



APPLICABLE FPC RECOMMENDED DIM. (THICKNESS: 0.3±0.03)

NOTES:

1. MATERIAL:
 - 1.1 HOUSING: THERMOPLASTIC, HIGH TEMP.,UL94V-0; COLOR:NATURAL.
 - 1.2 ACTUATOR: THERMOPLASTIC, HIGH TEMP.,UL94V-0; COLOR:BLACK.
 - 1.3 CONTACT: COPPER ALLOY
 - 1.4 FITTING NAIL: COPPER ALLOY
2. FINISH:
 - 2.1 CONTACT:50u" MIN. NICKEL PLATING OVERALL,
 - 1: GOLD FLASH PLATING;
 - N: 80~120u"MATT TIN PLATING
 - T: 10U"MIN GOLD PLATED ON CONTACT AREA
 - 2.2 SOLDER TAIL:50u" MIN. NICKEL PLATING OVERALL,
 - 1: GOLD FLASH PLATING;
 - N: 80~120u"MATT TIN PLATING
 - 1U"MIN GOLD PLATED ON SOLDER TAIL
 - 2.3 FITTING NAIL:50u" MIN. NICKEL UNDERPLATING OVERALL, 100u" MIN. MATT TIN PLATING.
3. REFLOW SOLDER CAPABLE TO 260°C PER ACES SPEC.
4. SPEC. PLS. REFER TO PS-51547-XXXXX-XXX.
5. PACKAGE PLS. REFER TO 51548-XXXXX-TRP.
6. PART NUMBER

CKT	Dim A	Dim B	Dim C	M/s(W)	CKT	Dim A	Dim B	Dim C	M/s(W)
4	1.50	2.57	6.40	6.00	33	16.00	17.07	20.90	10.00
5	2.00	3.07	6.90	6.00	34	16.50	17.57	21.40	10.00
6	2.50	3.57	7.40	6.00	35	17.00	18.07	21.90	10.00
7	3.00	4.07	7.90	6.00	36	17.50	18.57	22.40	10.00
8	3.50	4.57	8.40	6.00	37	18.00	19.07	22.90	10.00
9	4.00	5.07	8.90	6.00	38	18.50	19.57	23.40	10.00
10	4.50	5.57	9.40	6.00	39	19.00	20.07	23.90	10.00
11	5.00	6.07	9.90	6.00	40	19.50	20.57	24.40	10.00
12	5.50	6.57	10.40	6.00	41	20.00	21.07	24.90	10.00
13	6.00	7.07	10.90	6.00	42	20.50	21.57	25.40	10.00
14	6.50	7.57	11.40	6.00	43	21.00	22.07	25.90	10.00
15	7.00	8.07	11.90	6.00	44	21.50	22.57	26.40	10.00
16	7.50	8.57	12.40	6.00	45	22.00	23.07	26.90	10.00
17	8.00	9.07	12.90	6.00	46	22.50	23.57	27.40	10.00
18	8.50	9.57	13.40	6.00	47	23.00	24.07	27.90	10.00
19	9.00	10.07	13.90	6.00	48	23.50	24.57	28.40	10.00
20	9.50	10.57	14.40	6.00	49	24.00	25.07	28.90	10.00
21	10.00	11.07	14.90	6.00	50	24.50	25.57	29.40	10.00
22	10.50	11.57	15.40	6.00	51	25.00	26.07	29.90	10.00
23	11.00	12.07	15.90	6.00	52	25.50	26.57	30.40	10.00
24	11.50	12.57	16.40	6.00	53	26.00	27.07	30.90	10.00
25	12.00	13.07	16.90	6.00	54	26.50	27.57	31.40	10.00
26	12.50	13.57	17.40	6.00	55	27.00	28.07	31.90	10.00
27	13.00	14.07	17.90	6.00	56	27.50	28.57	32.40	10.00
28	13.50	14.57	18.40	6.00	57	28.00	29.07	32.90	10.00
29	14.00	15.07	18.90	6.00	58	28.50	29.57	33.40	10.00
30	14.50	15.57	19.40	6.00	59	29.00	30.07	33.90	10.00
31	15.00	16.07	19.90	10.00	60	29.50	30.57	34.40	10.00
32	15.50	16.57	20.40	10.00					

一般公差 TOOLERANCES X +0.50 XX +0.15 X +0.25 XXX +0.10 ANGLES ±2°	宏致電子股份有限公司 Aces Electronics Co.,Ltd.	
檢驗尺寸標示 SYMBOLS INDICATE CLASSIFICATION DIMENSION MARK IS CRITICAL DIM. MARK IS MAJOR DIM.	品名 (TITLE) 0.5 PITCH EASY ON FPC CONN H=2.0mm SMT R/A TYPE 圖號 (DWG NO.) 51548-XXXXX-XXX	製圖 (DR) 13'/08/05 DAVID 審核 (CHKD) SAM 核准 (APPD) JASON
表面處理 (FINISH)	比例 (SCALE) 3:1	單位 (UNITS) mm
		張數 (SHEET) 1 OF 1
		SIZE A4
		REV B